

STS - TOPSIDE BOLT TENSIONERS - METRIC RANGE




Capacities from 234 to 2649 kN

Working pressure 1500 Bar

Single acting design

- >> Nitrocarburised piston
- >> Maximum piston stroke indicator
- >> Suitable for single or multi-tensioning applications
- >> Specially designed tensioners available on request (see page 110)
- >> User friendly operating and maintenance procedure
- >> Choice of manually operated or air powered pumps available (see page 115)



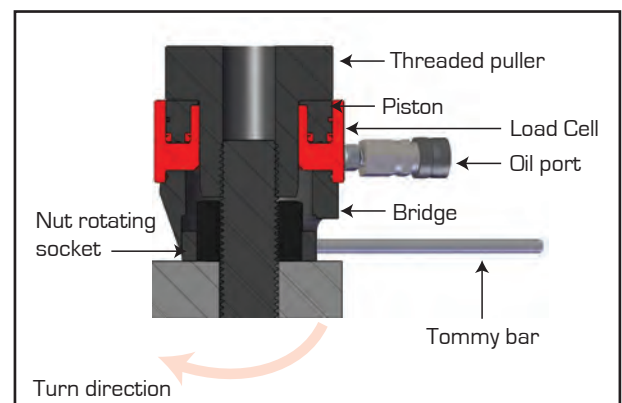
G

The STS metric bolt tensioner range is designed for topside operation in a wide variety of applications including pipeline flanges, heat exchangers, pressure vessels, compressor covers, boiler feed pumps, anchor bolts and many others. The range comprises of 32 metric size options ranging from M16 to M100 thread size and all models are suitable for working pressures up to 1500 Bar. Each model of hydraulic tensioning cylinder within the tensioner range can be operated with a variety of threaded pullers and nut rotating sockets ensuring that the maximum possible range of bolt sizes can be accommodated using the minimum number of hydraulic cylinders. Threaded pullers and nut rotating sockets are available as individual components (see pages 108 & 109 for detailed information).

All Hi-Force hydraulic bolt tensioners are designed and manufactured to include a wear coated piston, maximum piston stroke indicator, self-energising high pressure seals, dual quick connect couplings for easy multiple tensioner connection and a user friendly operation and maintenance procedure. Suitable manual and air driven hydraulic pumps, high pressure hoses and couplings for use with Hi-Force bolt tensioners are detailed on pages 115 & 116.



The STS range of tensioners are push back type tensioners. For spring return tensioners, see pages 98-101 of this catalogue.



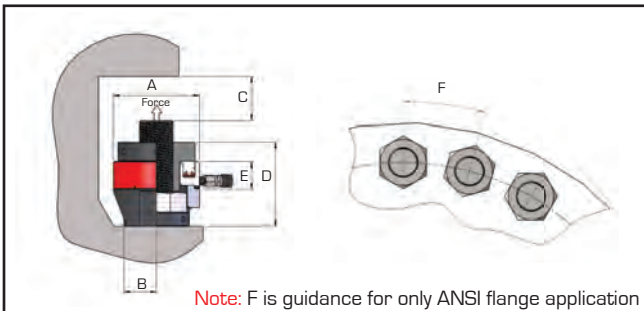
STS - TOPSIDE BOLT TENSIONERS - METRIC RANGE



Bolt sizes from M16 to M100

Modular design for optimum versatility

Dual quick couplings for easy connection



Model number	Bolt thread size	Thread pitch	Capacity kN	Capacity tonnes	Effective area cm ²	Stroke mm	Weight kg
STS1-M16B1	M16	2	234	23.9	15.6	10	1.7
STS1-M18B1	M18	2.5	234	23.9	15.6	10	1.7
STS1-M20B1	M20	2.5	234	23.9	15.6	10	1.7
STS1-M22B2	M22	2.5	234	23.9	15.6	10	1.7
STS1-M24B2	M24	3	234	23.9	15.6	10	1.7
STS1-M27B2	M27	3	234	23.9	15.6	10	1.7
STS2-M30B1	M30	3.5	457	46.6	30.5	15	3.5
STS2-M33B1	M33	3.5	457	46.6	30.5	15	3.5
STS2-M36B1	M36	4	457	46.6	30.5	15	3.5
STS2-M39B1	M39	4	457	46.6	30.5	15	3.5
STS3-M42B1	M42	4.5	822	83.8	54.8	15	6.1
STS3-M45B1	M45	4.5	822	83.8	54.8	15	6.1
STS3-M45B2	M45	4.5	822	83.8	54.8	15	6.1
STS3-M48B1	M48	5	822	83.8	54.8	15	6.1
STS3-M48B2	M48	5	822	83.8	54.8	15	6.1
STS3-M52B2	M52	5	822	83.8	54.8	15	6.1
STS4-M48B1	M48	5	1264	128.9	84.3	15	10.6
STS4-M52B1	M52	5	1264	128.9	84.3	15	10.6
STS4-M52B2	M52	5	1264	128.9	84.3	15	10.6
STS4-M56B2	M56	5.5	1264	128.9	84.3	15	10.6
STS4-M60B2	M60	5.5	1264	128.9	84.3	15	10.6
STS4-M64B2	M64	6	1264	128.9	84.3	15	10.6
STS5-M64B1	M64	6	1833	186.9	122.2	15	16.0
STS5-M68B1	M68	6	1833	186.9	122.2	15	16.0
STS5-M72B1	M72	6	1833	186.9	122.2	15	16.0
STS5-M76B1	M76	6	1833	186.9	122.2	15	16.0
STS6-M76B1	M76	6	2649	270.0	176.6	15	23.5
STS6-M80B1	M80	6	2649	270.0	176.6	15	23.5
STS6-M85B1	M85	6	2649	270.0	176.6	15	23.5
STS6-M90B1	M90	6	2649	270.0	176.6	15	23.5
STS6-M95B3	M95	6	2649	270.0	176.6	15	23.5
STS6-M100B3	M100	6	2649	270.0	176.6	15	23.5

Dimensions in mm					
A	B	C	D	E	F
74	28	74	90	45	47
74	28	74	90	45	49
74	28	74	90	45	51
74	30	80	98	45	56
74	30	80	98	45	59
74	30	80	98	45	61
102	39	103	128	54	71
102	39	103	128	54	74
102	39	103	128	54	77
102	39	103	128	54	80
133	47	115	150	56	91
133	47	115	150	56	94
133	50	117	155	56	105
133	47	115	150	56	97
133	50	117	155	56	105
133	50	117	155	56	105
163	50	119	149	57	105
163	50	119	149	57	108
163	62	135	165	57	120
163	62	135	165	57	120
163	62	135	165	57	124
163	62	135	165	57	126
193	73	145	187	60	134
193	73	145	187	60	136
193	73	145	187	60	139
193	73	145	187	60	142
233	84	178	216	64	158
233	84	178	216	64	160
233	84	178	216	64	162
233	84	178	216	64	170
233	105	205	257	64	184
233	105	205	257	64	190

Note: Weight is for load cell and bridge only. Total weight of complete assembly depends on size of puller and nut rotating socket selected. Tommy bars are not included. Hi-Force recommends one tommy bar for every four tensioners, please see page 109, column B for ordering code.